



District Report Card: 2017


State: Kerala	District: Kannur
Class: 3	Subject: Language
Schools: 61	Students: 1243


Participation/Coverage


Students

GENDER 	Boys		Girls	
	Number	%	Number	%
	614	49.40	629	50.60

AREA 	Rural		Urban	
	Number	%	Number	%
	979	78.76	264	21.24

CATEGORY 	SC		ST		OBC		GEN	
	Number	%	Number	%	Number	%	Number	%
	41	3.30	38	3.06	970	78.04	194	15.61

CWSN 	LD	VI	HI	S&LD	ID	Oth
	1	2	0	1	2	10

Management 	Government		Government-aided	
	Number	%	Number	%
	193	15.53	1050	84.47

Average Performance of Students in Language (%)

Overall	Gender		Area		Management		Social Group			
	Male	Female	Rural	Urban	Govt.	Aided	SC	ST	OBC	GEN
66.88	64.82	68.89	66.98	66.52	63.28	67.54	60.00	57.89	67.48	67.08

Performance on Learning Outcomes (LOs)

Learning Outcomes	Description	Average Performance(%)
L304	Reads small texts with comprehension i.e., identifies main ideas, details, sequence and draws conclusions	64.51
L312	Reads printed scripts on the classroom walls: poems, posters, charts etc.	71.62

Range of Performance of Students who Answered Correctly							
Below 30%		30% - 50%		50% - 75%		Above 75%	
Number	%	Number	%	Number	%	Number	%
50	4.02	188	15.12	585	47.06	420	33.79

Lowest Performing Learning Outcomes (LOs)

- 1 - Reads small texts with comprehension i.e., identifies main ideas, details, sequence and draws conclusions (64.51)
- 2 - Reads printed scripts on the classroom walls: poems, posters, charts etc. (71.62)